

How to learn metabolic regulation rules from time series data?

***MERRIN:** MEtabolic Regulation Rules INference from time series data*

Kerian Thuillier¹, Caroline Baroukh², Alexander Bockmayr³,
Ludovic Cottret², Loïc Paulevé⁴, Anne Siegel¹

¹ Univ Rennes, Inria, CNRS, IRISA, Rennes, France

² LIPME, INRAe, CNRS, Université de Toulouse, Castanet-Tolosan, France

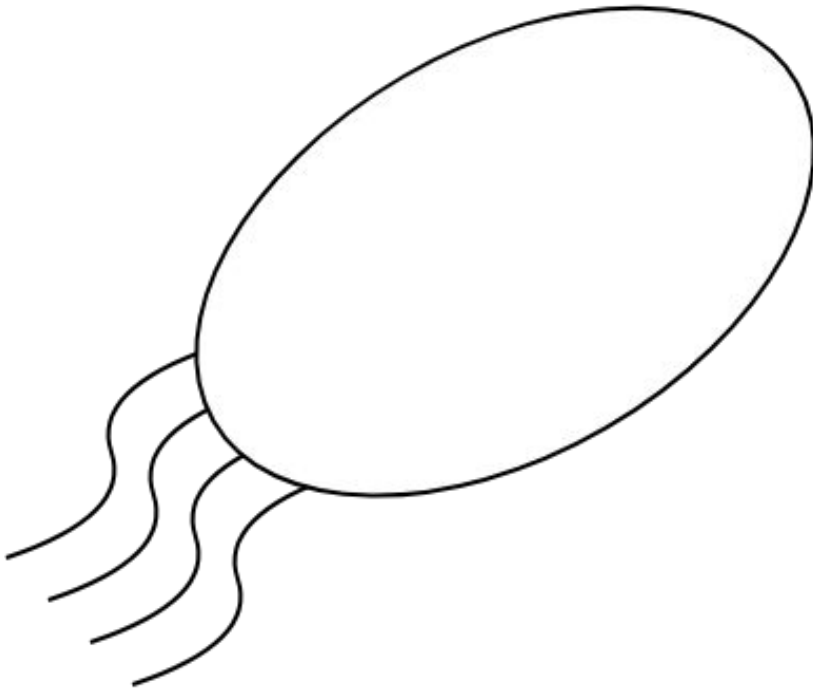
³ Freie Universität Berlin, Institute of Mathematics, D-14195 Berlin, Germany

⁴ Univ. Bordeaux, Bordeaux INP, CNRS, LaBRI, UMR5800, F-33400 Talence, France

19th September 2022

Cells: hybrid multi-layered structures

**Model as two
interconnected systems**

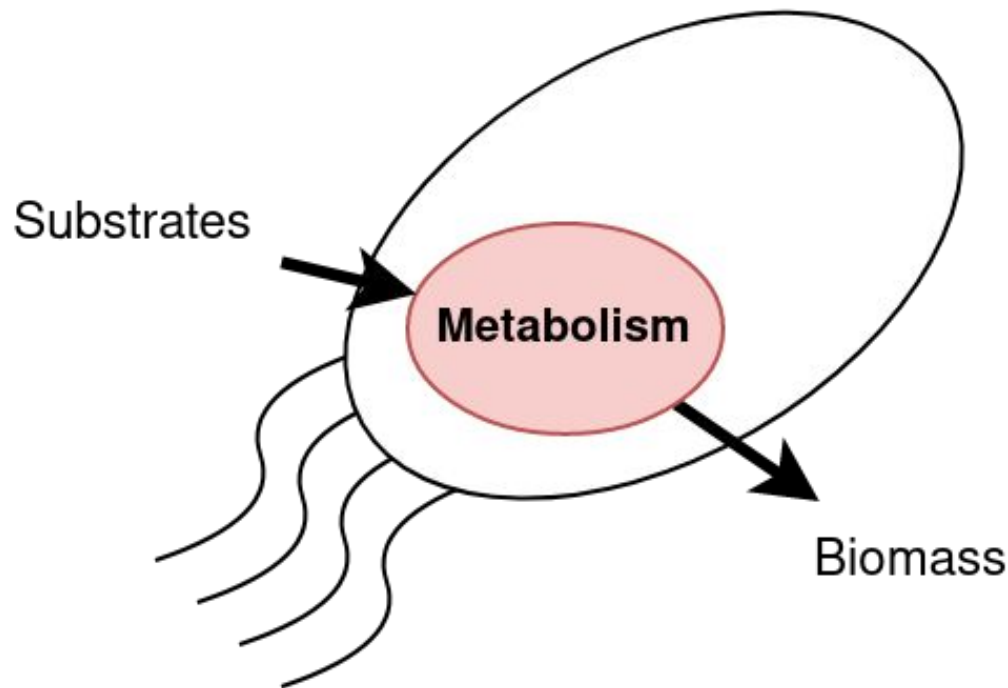


Cells: hybrid multi-layered structures

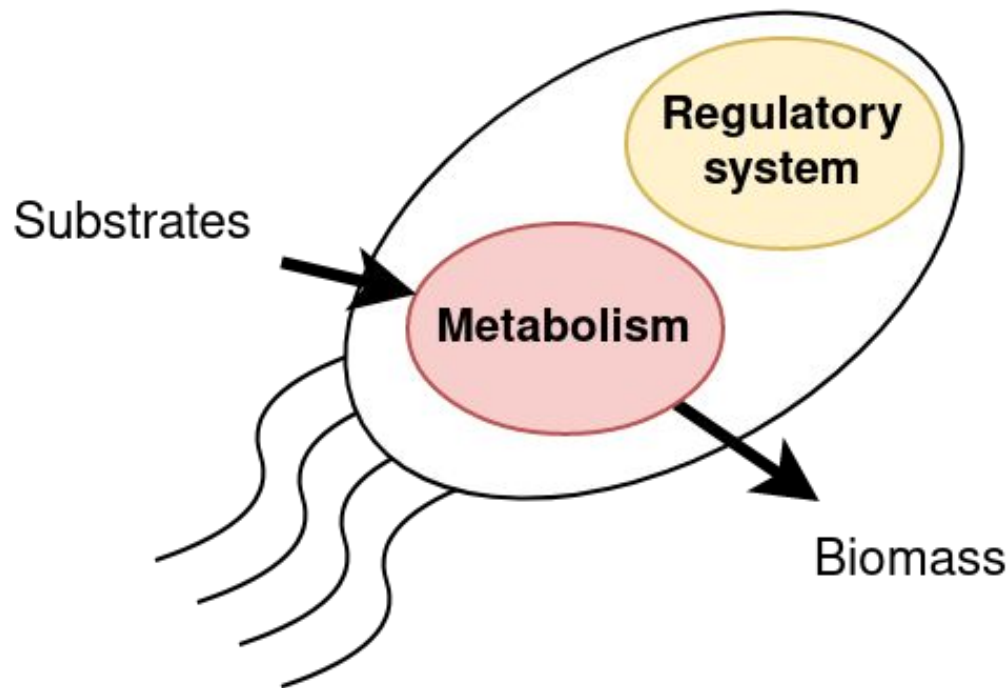
Model as two interconnected systems

1. **Metabolic system**

Chemicals reactions converting substrates to energy and biomass



Cells: hybrid multi-layered structures



Model as two interconnected systems

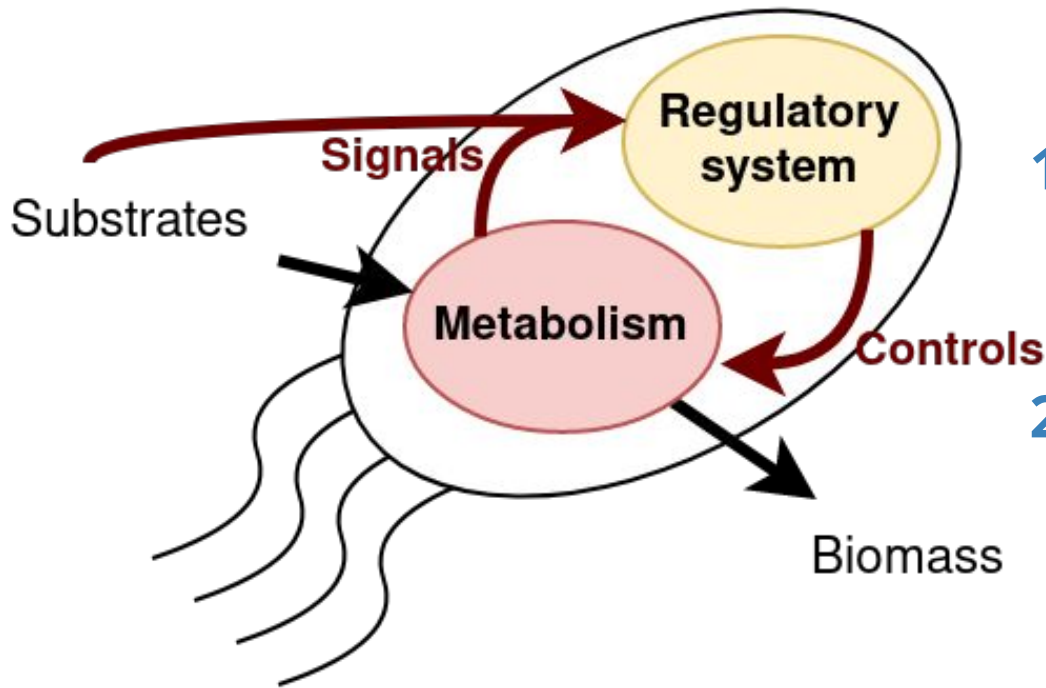
1. **Metabolic system**

Chemicals reactions converting substrates to energy and biomass

2. **Regulatory system**

Rules constraining the metabolism to adapt itself to its environment

Cells: hybrid multi-layered structures



Model as two interconnected systems

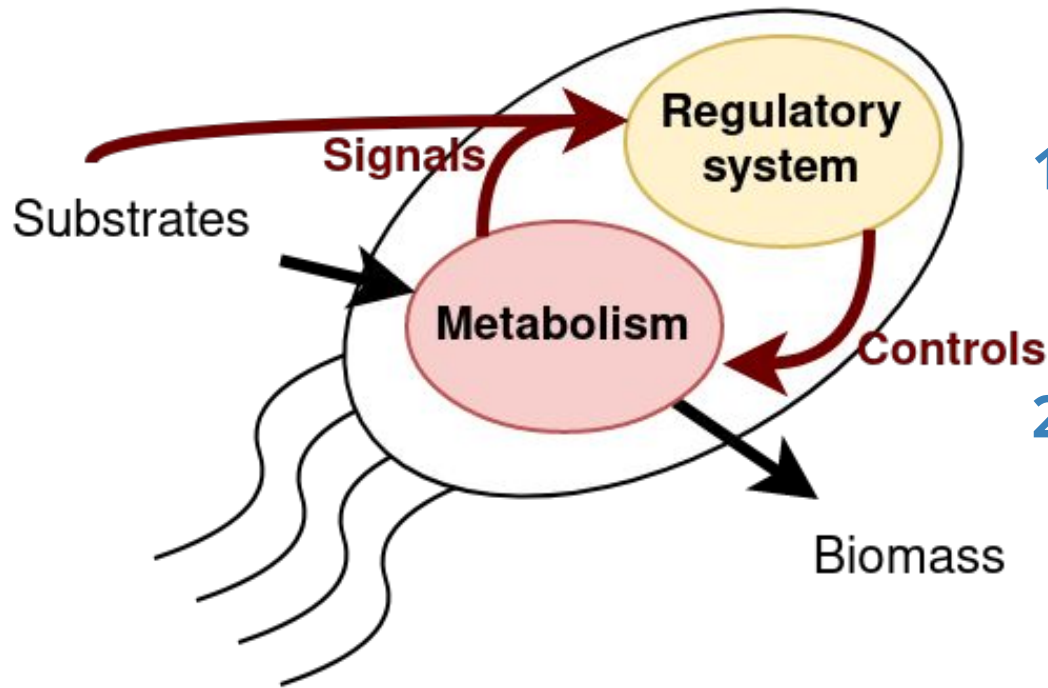
1. **Metabolic system**

Chemicals reactions converting substrates to energy and biomass

2. **Regulatory system**

Rules constraining the metabolism to adapt itself to its environment

Cells: hybrid multi-layered structures



Model as two interconnected systems

1. Metabolic system

Chemicals reactions converting substrates to energy and biomass

2. Regulatory system

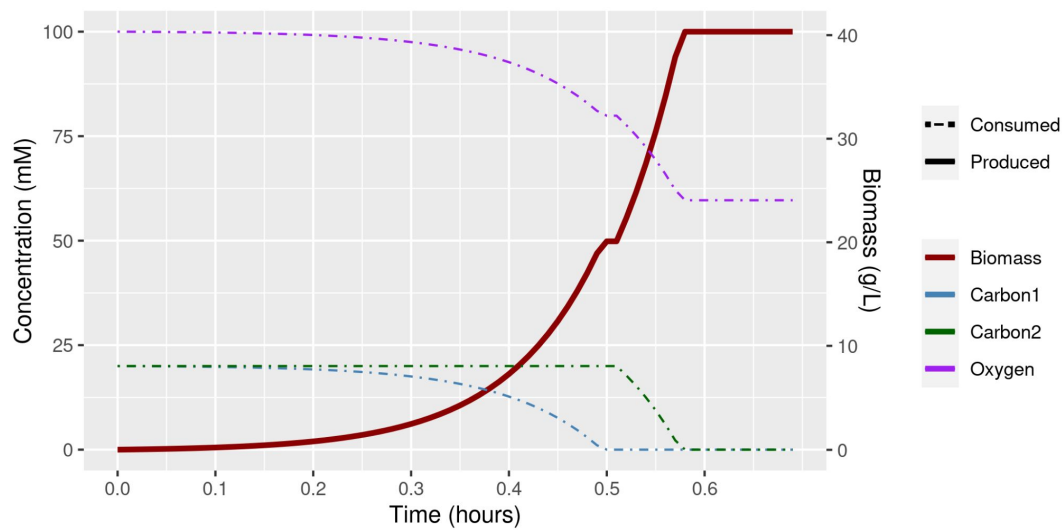
Rules constraining the metabolism to adapt itself to its environment

Objective:

Inferring the **regulatory system** from time series observations of the cells
(*metabolism and regulation*)

Example: diauxic shift (*Monod et al., 1953*)

Evolution of cell biomass



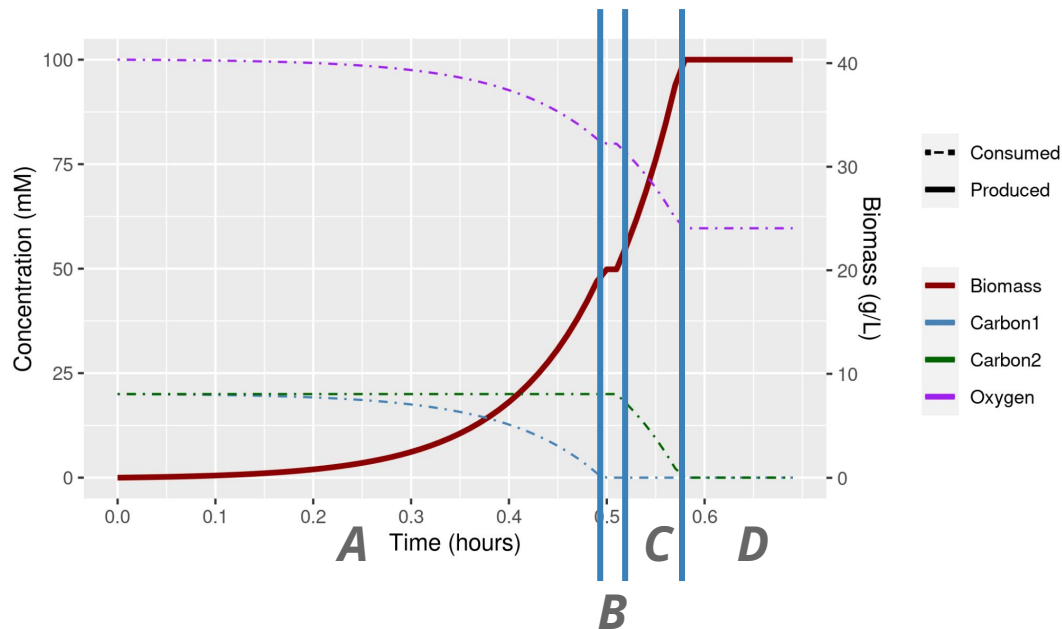
Diauxic shift

→ Successive growth phases on different mediums

→ Control by regulations

Example: diauxic shift (*Monod et al., 1953*)

Evolution of cell biomass



Diauxic shift

→ Successive growth phases on different mediums

→ Control by regulations

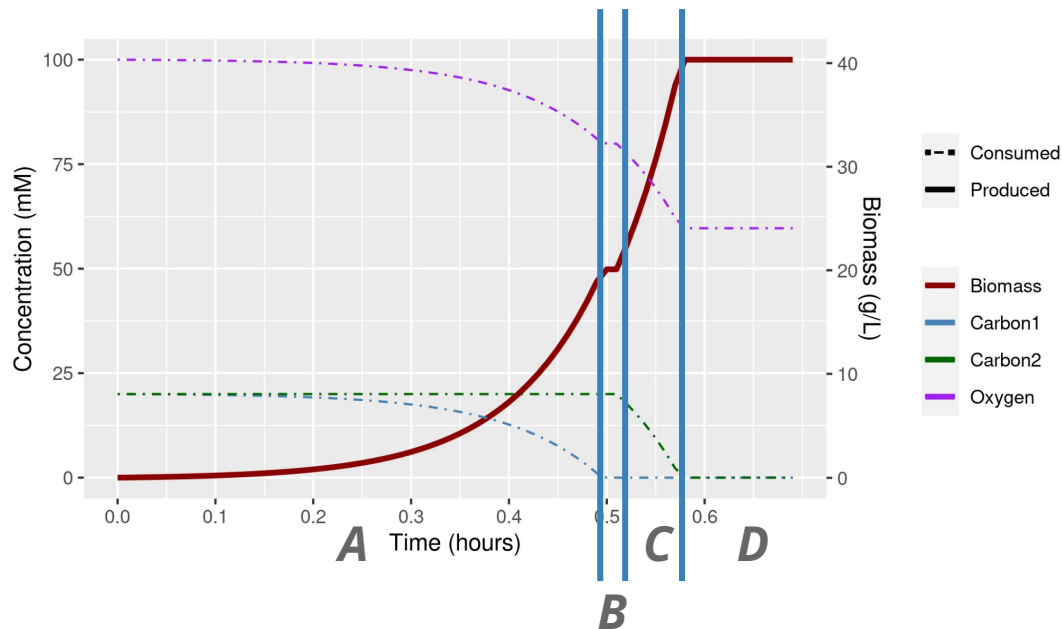
Divided in 4 phases

Characterize by different qualitative behaviours (e.g. growth medium)

- A** → Growth on **Carbon1 only**
- B** → **No growth** due to regulations
- C** → Growth on **Carbon2 only**
- D** → **No growth**, no growth medium

Example: diauxic shift *(Monod et al., 1953)*

Evolution of cell biomass



Diauxic shift

→ Successive growth phases on different mediums

→ Control by regulations

Divided in 4 phases

Characterize by different qualitative behaviours (e.g. growth medium)

- A** → Growth on **Carbon1** only
- B** → **No growth** due to regulations
- C** → Growth on **Carbon2** only
- D** → **No growth**, no growth medium

Objective:

Learning all the regulatory rules explaining the cell behaviour

Taking knowledge into account

Only specific interactions (*activations*, *inhibitions*) between proteins and enzymes can be used in Boolean regulatory rules

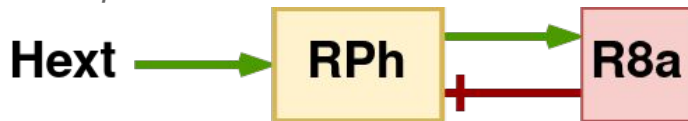
Taking knowledge into account

Only specific interactions (*activations*, *inhibitions*) between proteins and enzymes can be used in Boolean regulatory rules

Prior Knowledge Network:

Set of authorised interactions: *activation* and *inhibition* effects

Example:



Regulatory rule of RPh can only depend on:

- *activation of Hext*
- *inhibition of R8a*

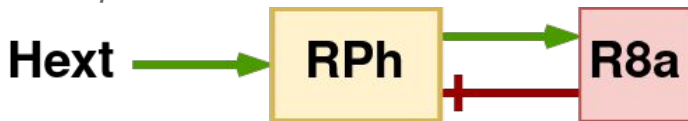
Taking knowledge into account

Only specific interactions (*activations*, *inhibitions*) between proteins and enzymes can be used in Boolean regulatory rules

Prior Knowledge Network:

Set of authorised interactions: *activation* and *inhibition* effects

Example:



$$RPh = 0$$

$$RPh = 1$$

$$RPh = Hext$$

$$RPh = \neg R8a$$

$$RPh = Hext \wedge \neg R8a$$

$$RPh = Hext \vee \neg R8a$$

6 rules

Regulatory rule of RPh can only depend on:

- *activation of Hext*
- *inhibition of R8a*

6 potential Boolean regulatory rules for these 2 interactions

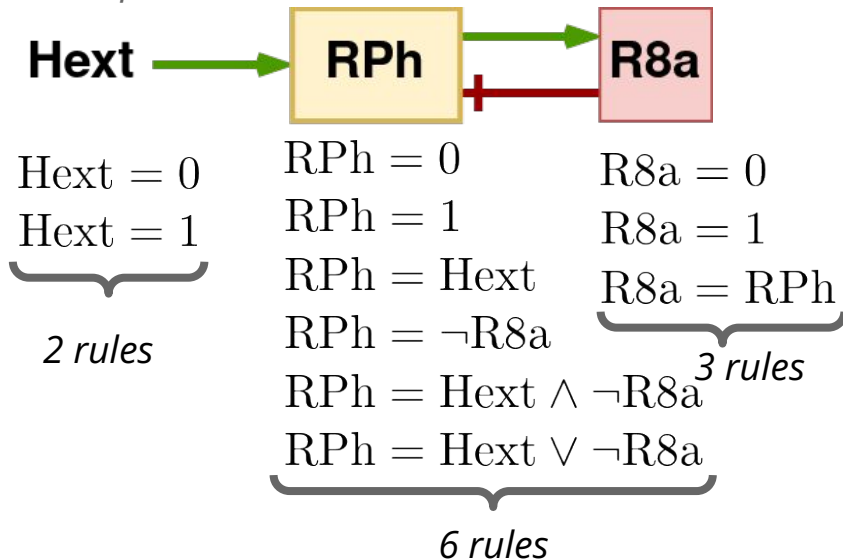
Taking knowledge into account

Only specific interactions (*activations*, *inhibitions*) between proteins and enzymes can be used in Boolean regulatory rules

Prior Knowledge Network:

Set of authorised interactions: *activation* and *inhibition* effects

Example:



Regulatory rule of RPh can only depend on:

- *activation of Hext*
- *inhibition of R8a*

6 potential Boolean regulatory rules for these 2 interactions

$2 \times 6 \times 3 = 36$ **compatible regulatory networks**

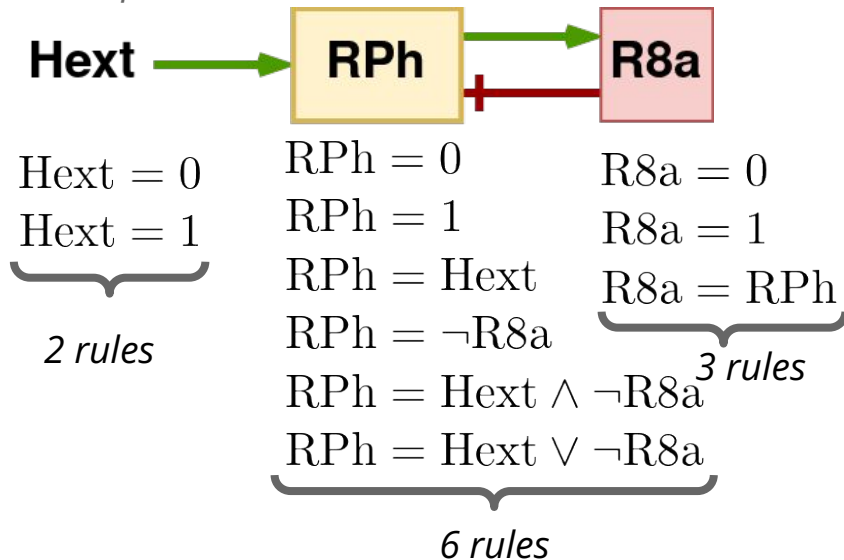
Taking knowledge into account

Only specific interactions (*activations*, *inhibitions*) between proteins and enzymes can be used in Boolean regulatory rules

Prior Knowledge Network:

Set of authorised interactions: *activation* and *inhibition* effects

Example:



Regulatory rule of RPh can only depend on:

- *activation of Hext*
- *inhibition of R8a*

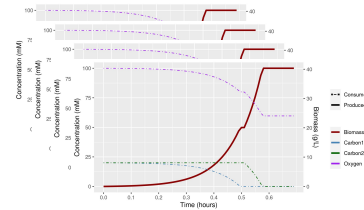
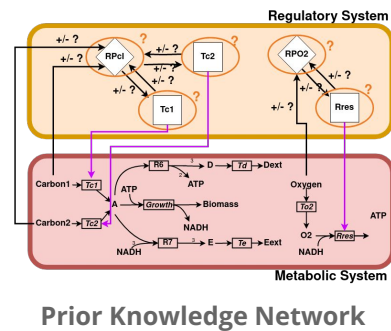
6 potential Boolean regulatory rules for these 2 interactions

Size of the search space

$O(2^{2^n})$ in the number n of interactions

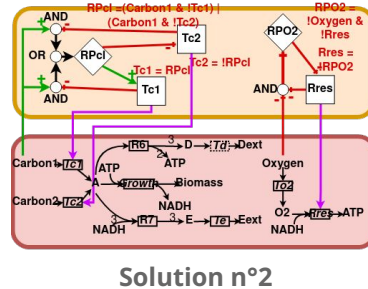
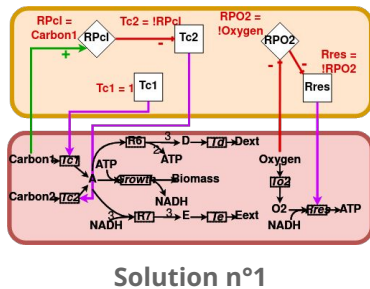
Problems tackled by MERRIN

Inferring regulatory rules from time series observations



Input:

- ➔ **Prior Knowledge Network (PKN)**
Set of admissible interactions between components of the regulatory network
- ➔ **Time series data**
Kinetics, fluxomics and/or transcriptomics



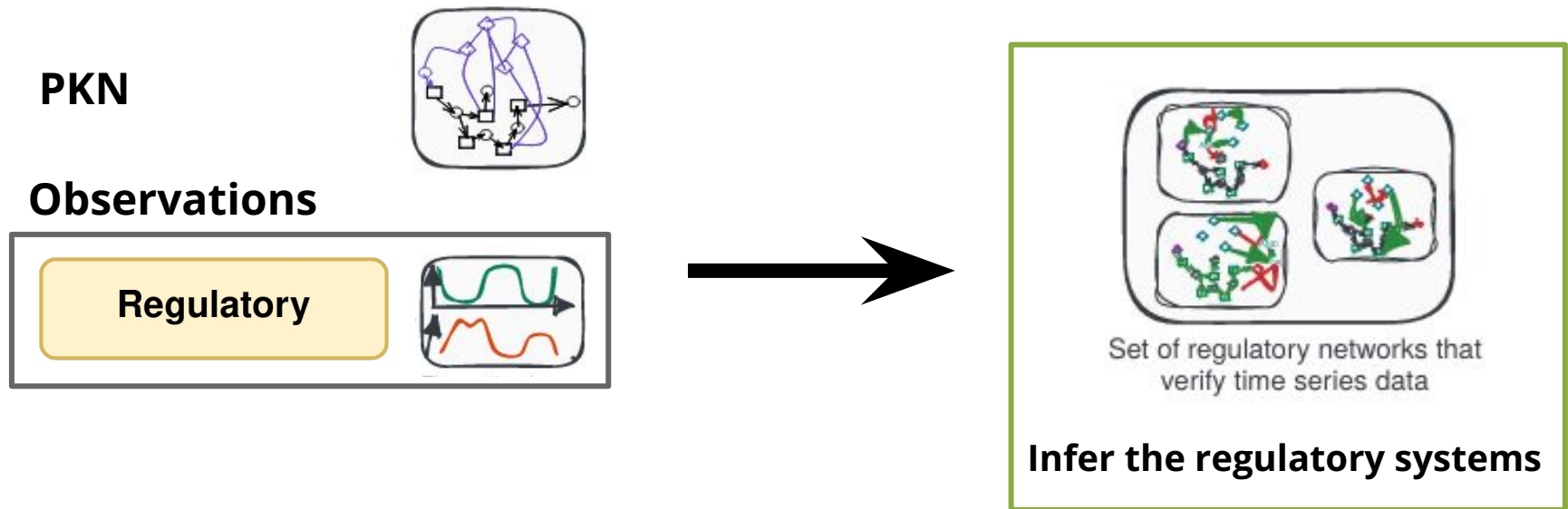
Output:

- ➔ **Set of consistent regulatory networks**
Respecting the admissible interactions
Allowing to reproduce the input time series

State of the art: learning regulatory rules

Several inferring approaches^{1,2}

- Based on **constraint programming**
- **Discrete modelling** of the regulatory system dynamics
- **Observations of the regulatory system + PKN**



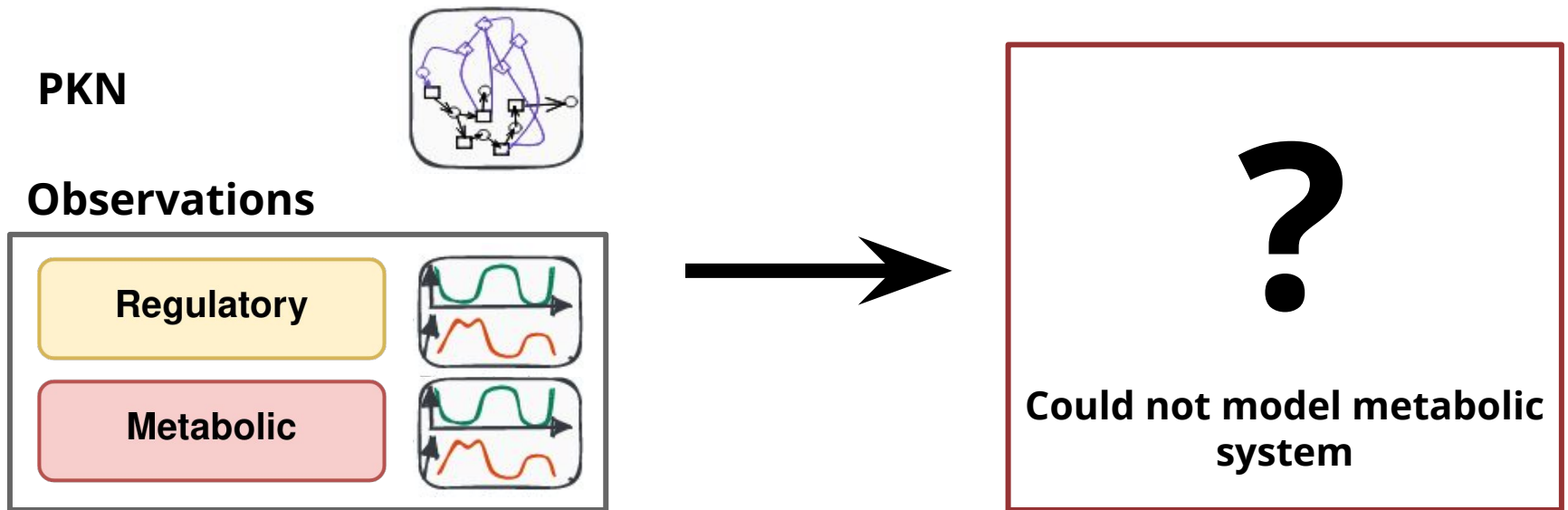
¹ M. Ostrowski et al., **BioSystems**, 2016 – CASPOTS

² L. Paulevé et al., **Nature Communication**, 2020

State of the art: learning regulatory rules

Several inferring approaches^{1,2}

- Based on **constraint programming**
- **Discrete modelling** of the regulatory system dynamics
- **Observations of the regulatory system + PKN**

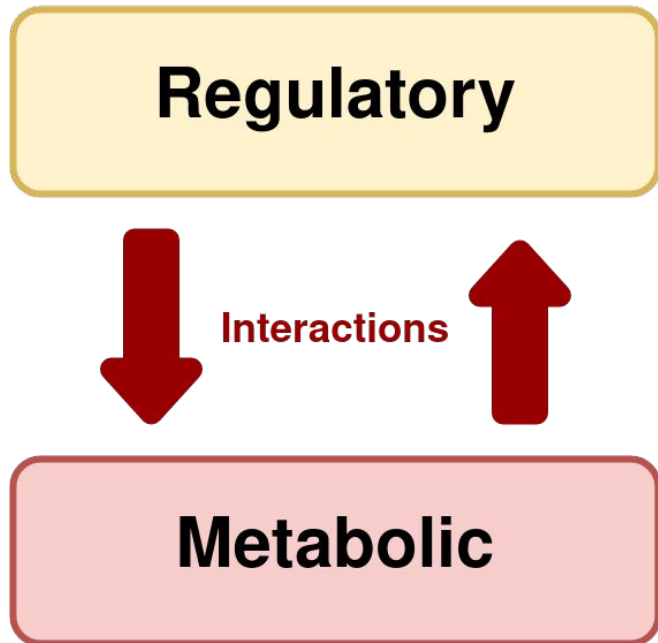


¹ M. Ostrowski et al., **BioSystems**, 2016 – CASPOTS

² L. Paulevé et al., **Nature Communication**, 2020

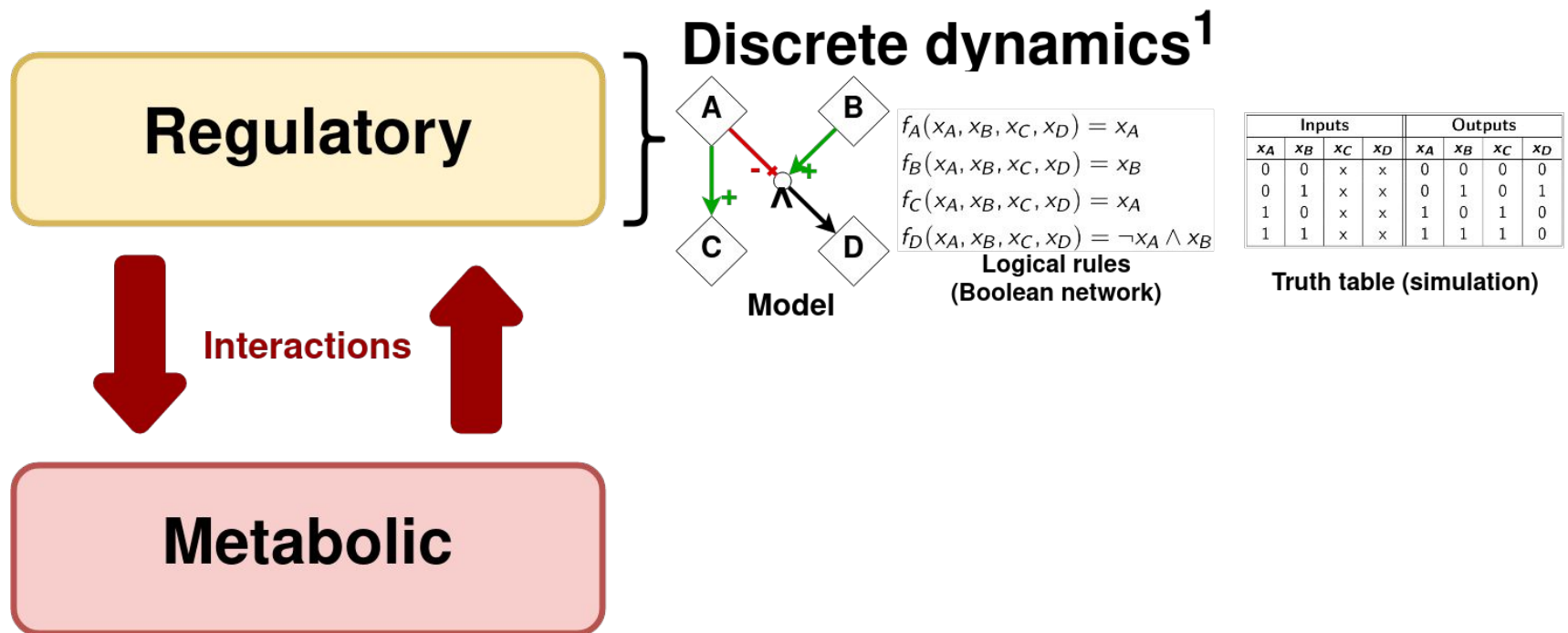
Multiplicity of modelling formalisms

Two models with different dynamics



Multiplicity of modelling formalisms

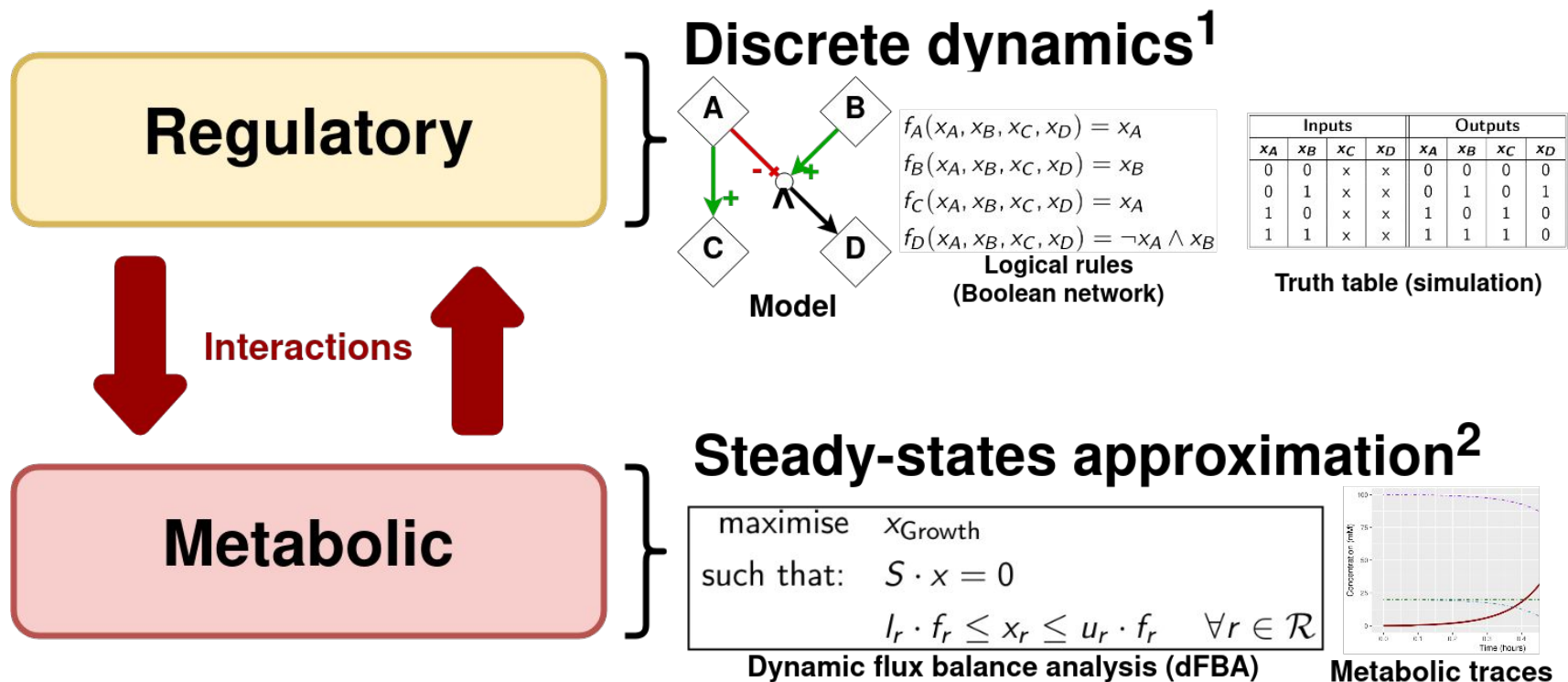
Two models with different dynamics



¹ S. Videla et al., **Bioinformatics**, 2016

Multiplicity of modelling formalisms

Two models with different dynamics



¹ S. Videla et al., **Bioinformatics**, 2016

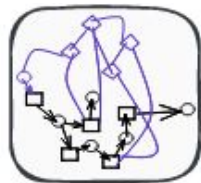
² M. W. Covert et al., **Journal of theoretical biology**, 2001

Contribution: MERRIN¹

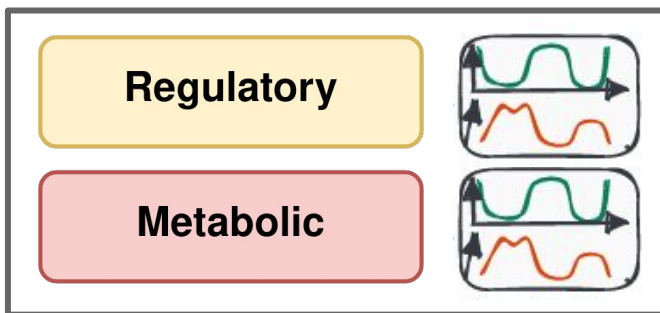
Input:

- Metabolic network,
- Prior Knowledge Network (PKN),
- Time series data

PKN



Observations

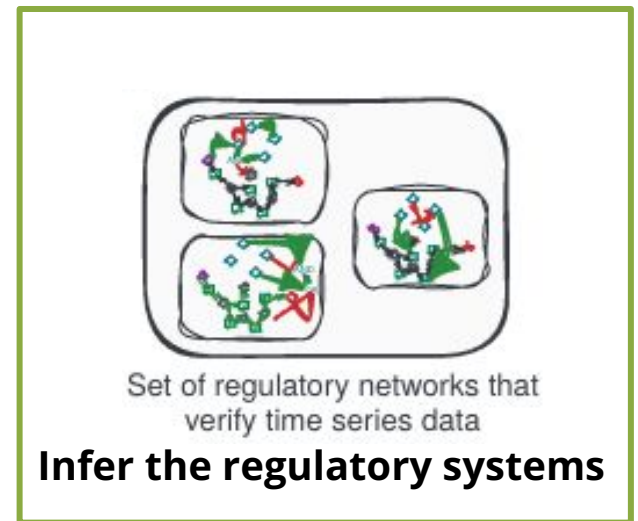


MERRIN



Output:

- All regulatory networks s.t:
- **consistent with the PKN**
 - and **time series data**

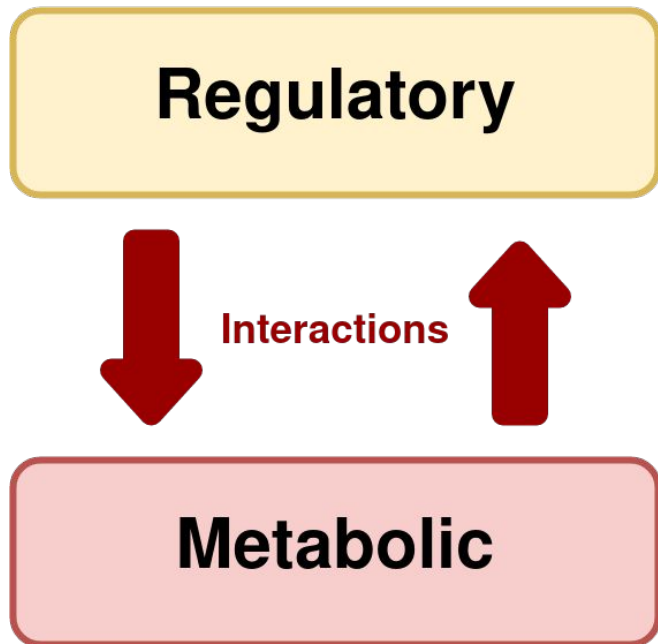


¹ Implementation available on <https://github.com/bioasp/merrin/>

Underlying simulation formalism

Several simulations approaches

Based on **regulatory Flux Balance Analysis**¹ (dynamic + regulations)



rFBA timestep:

1. Update the **regulatory system**

*1 synchronous update
of the Boolean network*

$$\begin{aligned} f_A(x_A, x_B, x_C, x_D) &= x_A \\ f_B(x_A, x_B, x_C, x_D) &= x_B \\ f_C(x_A, x_B, x_C, x_D) &= x_A \\ f_D(x_A, x_B, x_C, x_D) &= \neg x_A \wedge x_B \end{aligned}$$

2. Update the **metabolic system**

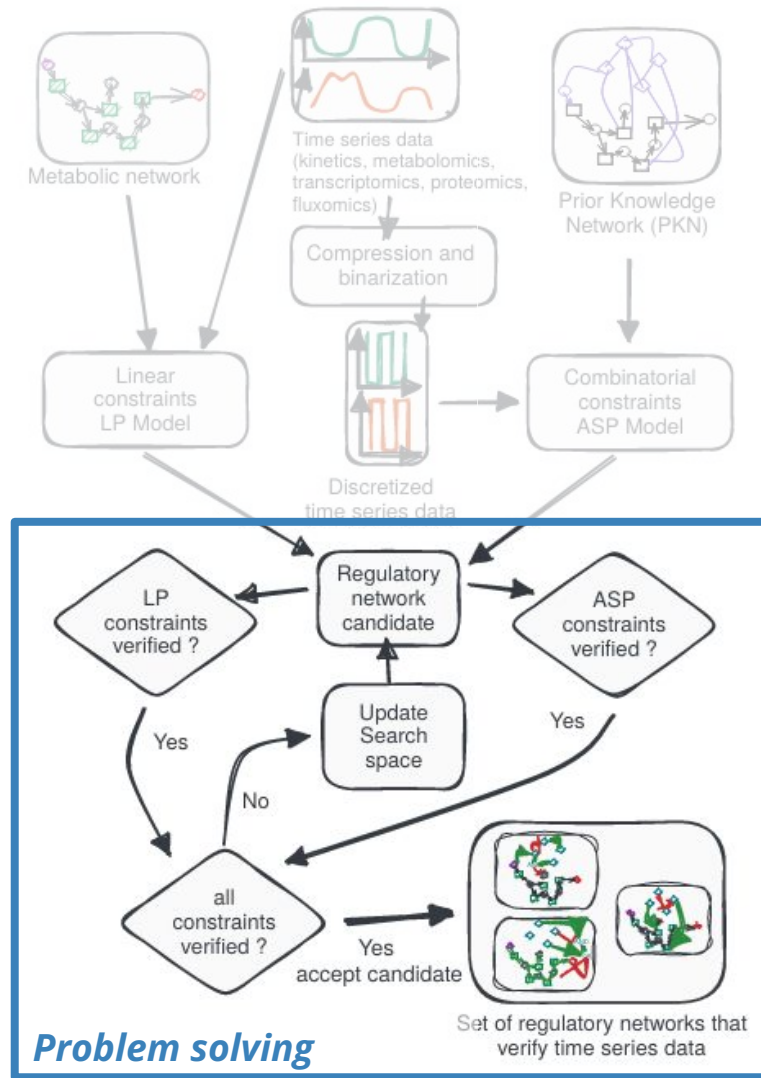
Solve FBA — LP problem

$$\begin{aligned} &\text{maximise} && x_{\text{Growth}} \\ &\text{such that:} && S \cdot x = 0 \\ & && l_r \cdot f_r \leq x_r \leq u_r \cdot f_r \quad \forall r \in \mathcal{R} \end{aligned}$$

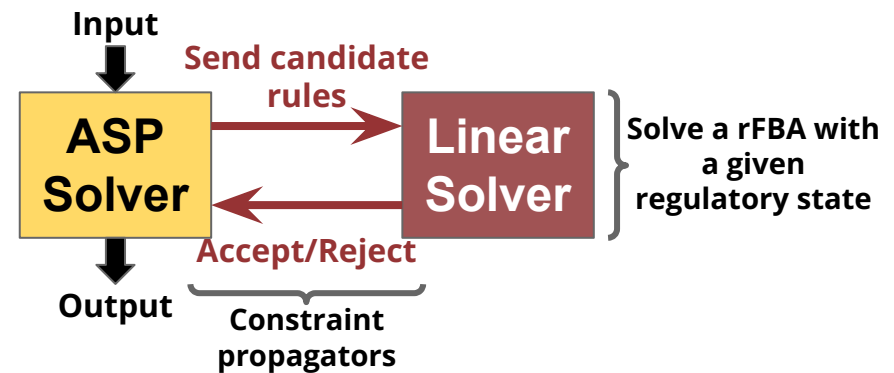
3. Update the cell environment

¹ M. W. Covert et al., **Journal of theoretical biology**, 2001

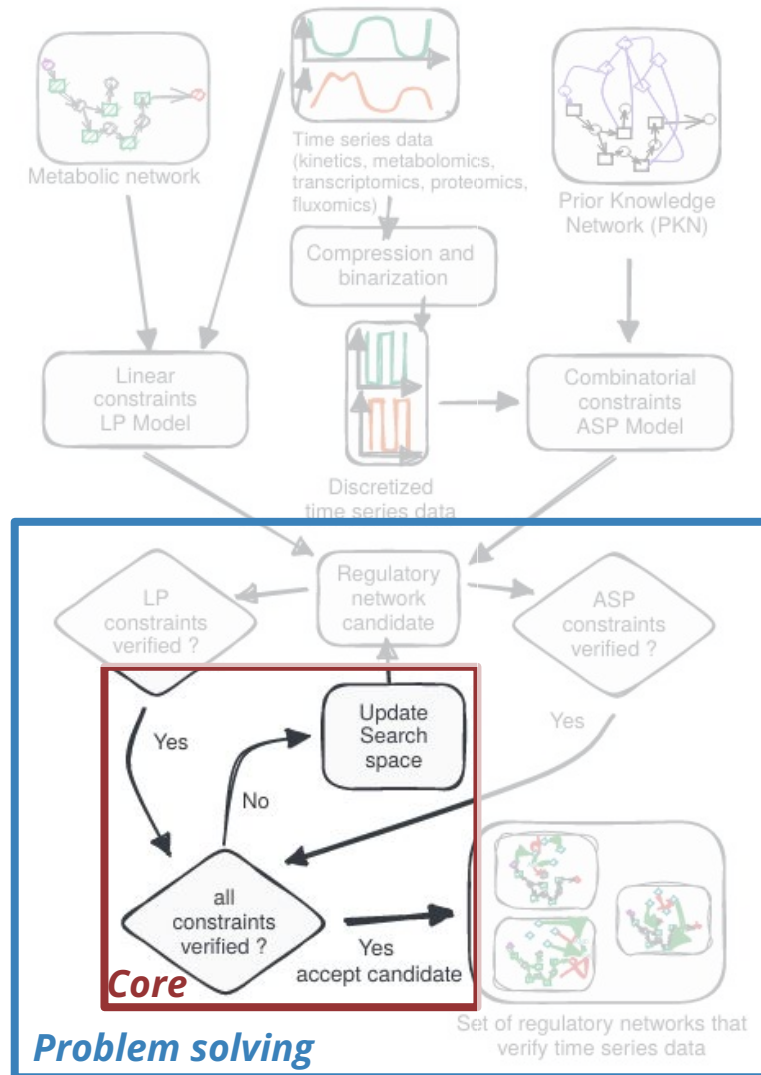
MERRIN's workflow



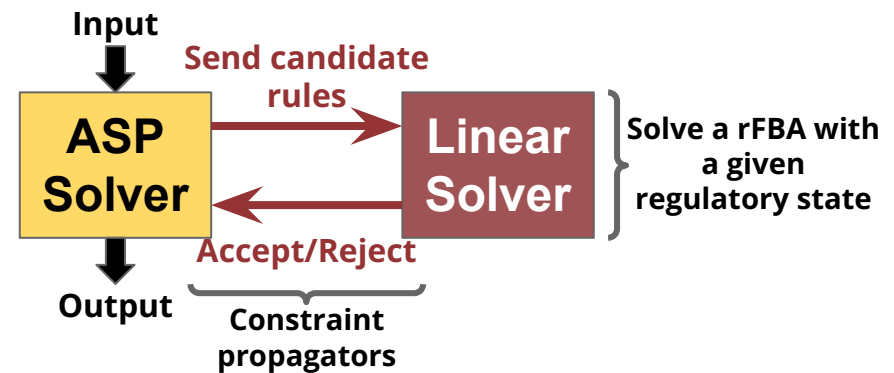
Rely on hybrid solving approach (Answer Set Programming + Linear Programming)



MERRIN's workflow



Rely on hybrid solving approach (Answer Set Programming + Linear Programming)



Accelerates the solving process by pre-filtering wrong solutions

- *Monotonic properties on regulatory network structures*
- *Over-generalisation of counter-examples*

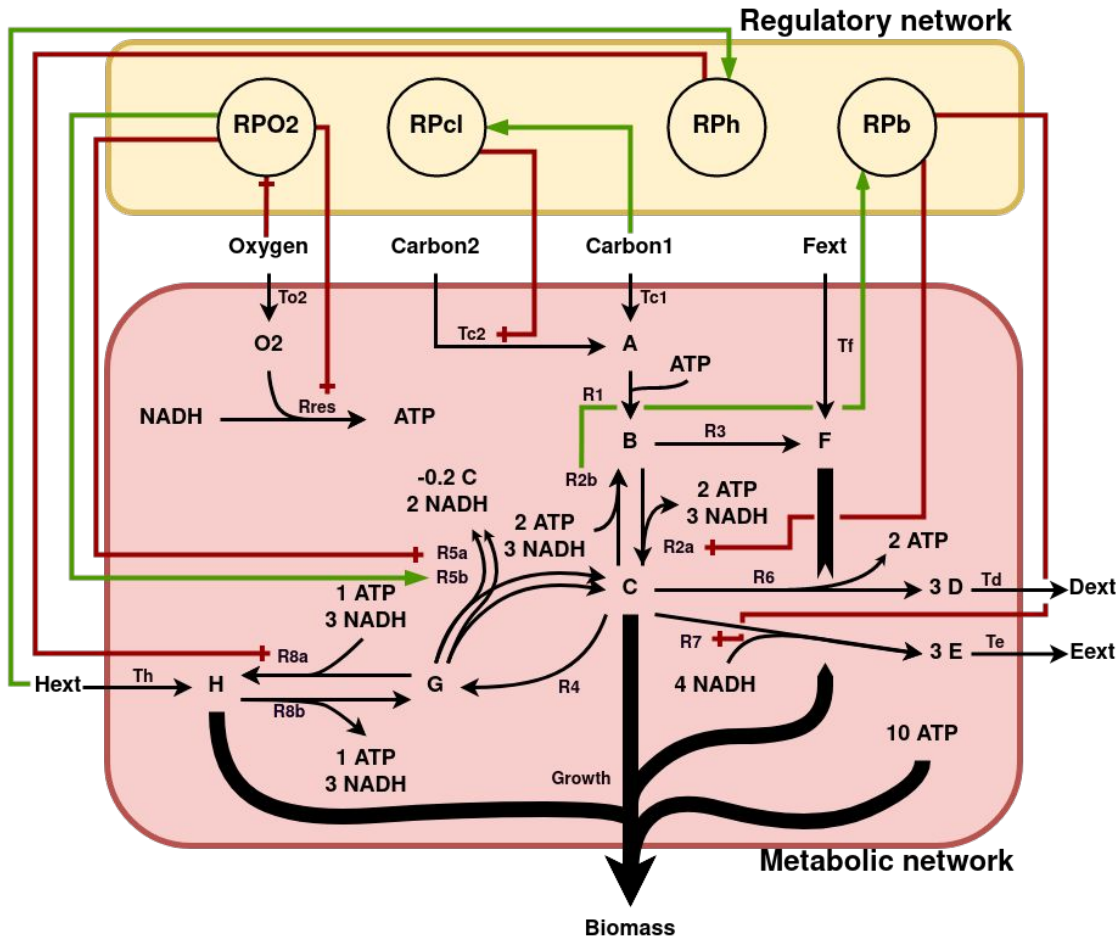
Gold standard instance (Covert et al, 2001)

Toy model based on *E.coli*

20 reactions, 4 regulatory proteins,
11 regulations

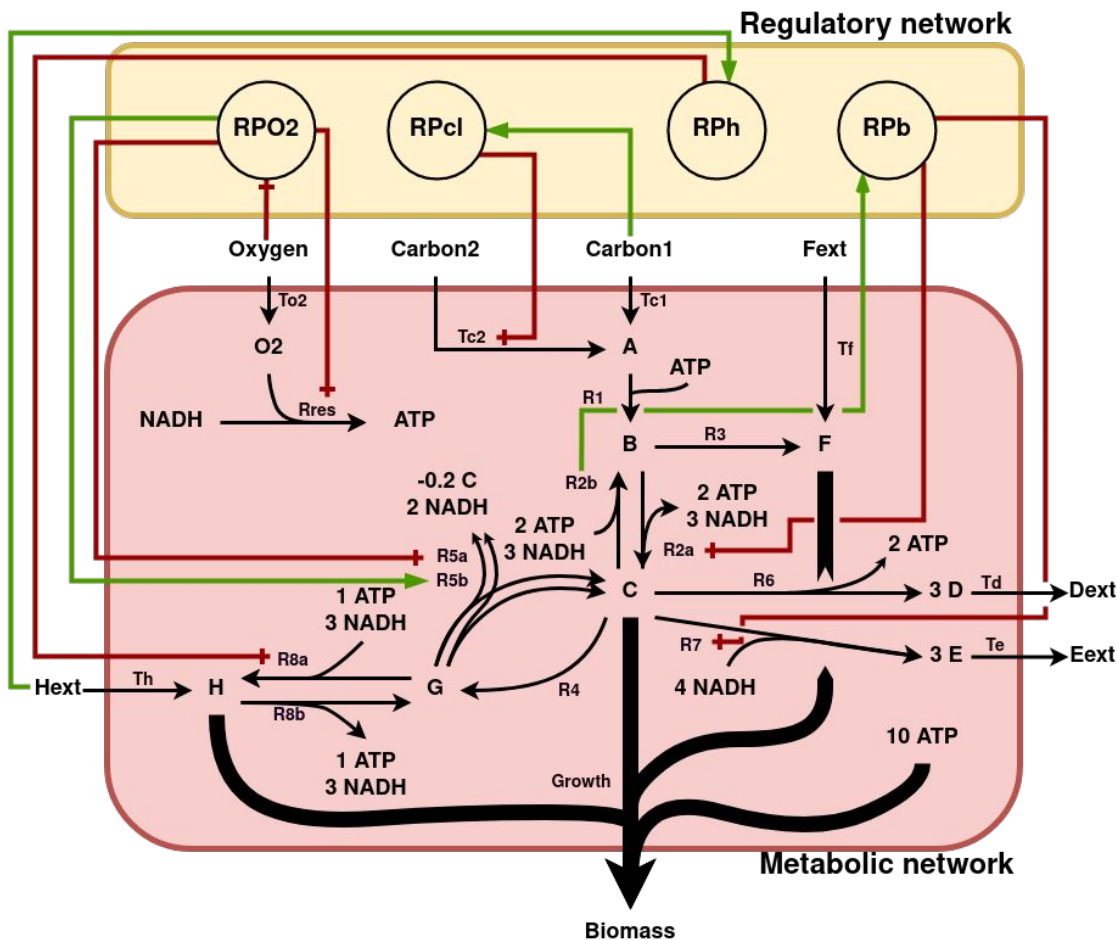
Model complex behaviours

Diauxic shift, aerobic/anaerobic growth, etc.



¹ M. W. Covert et al., **Journal of theoretical biology**, 2001

Gold standard instance (Covert et al, 2001)

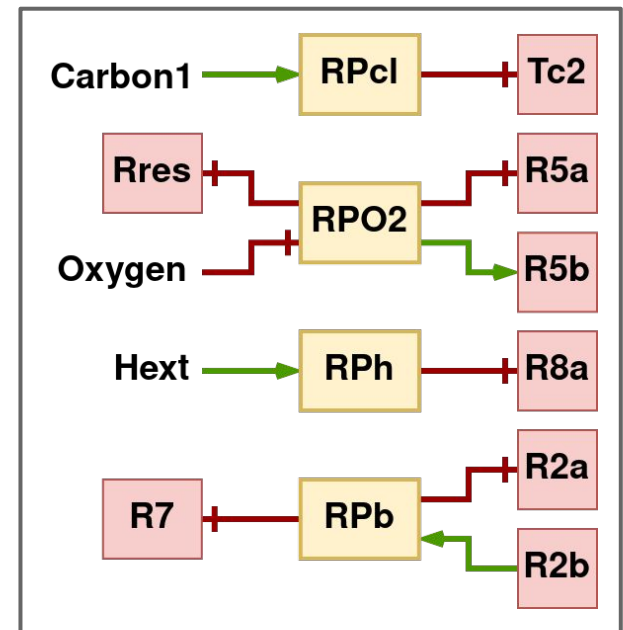


Toy model based on *E.coli*

20 reactions, 4 regulatory proteins,
11 regulations

Model complex behaviours

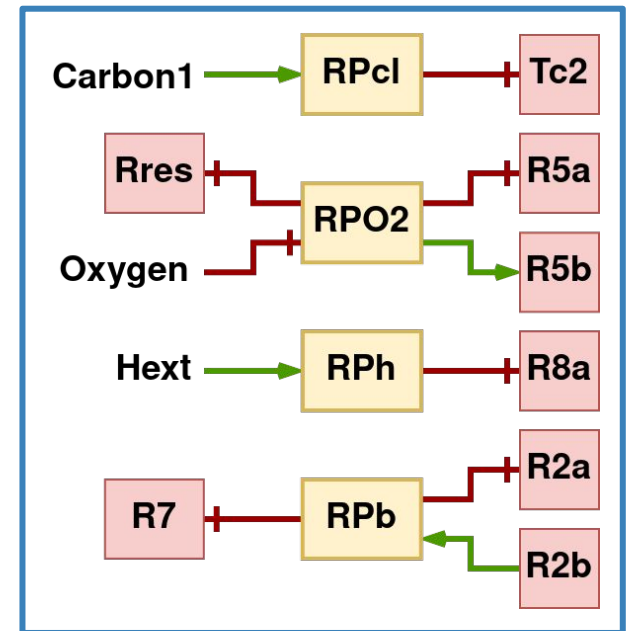
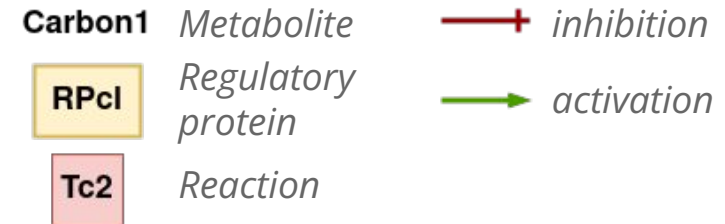
Diauxic shift, aerobic/anaerobic growth, etc.



Influence graph

MERRIN inputs

Prior Knowledge Network



Gold standard influence graph

¹ M. W. Covert et al., *Journal of theoretical biology*, 2001

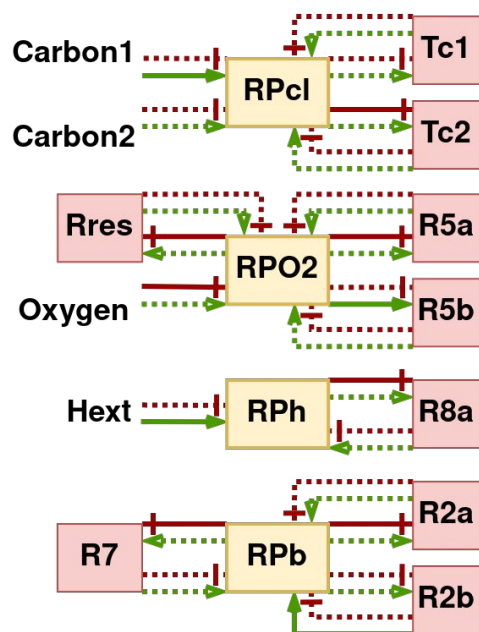
MERRIN inputs

Prior Knowledge Network

Prior Knowledge Network

Set of admissible interactions

Superset of Gold Standard influence graph

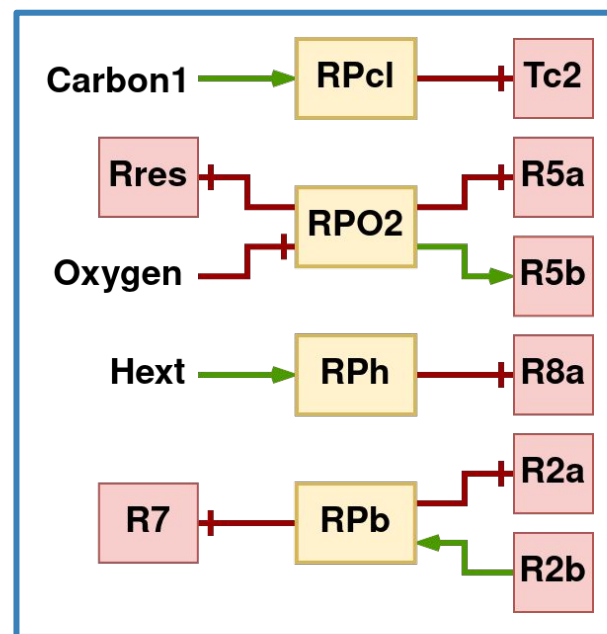



Remove interaction **signs**
Remove interaction **directions**



Add hypothetical regulations
(e.g. RPcl and Tc1)

$\sim 2.9 \times 10^{12}$ potential
Boolean networks



Gold standard influence graph

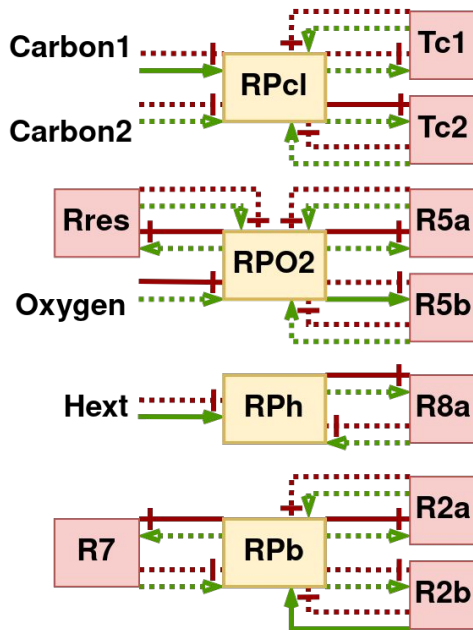
Instance generation

MERRIN inputs

Prior Knowledge Network

Add hypothetical regulations

Remove sign + direction of interactions



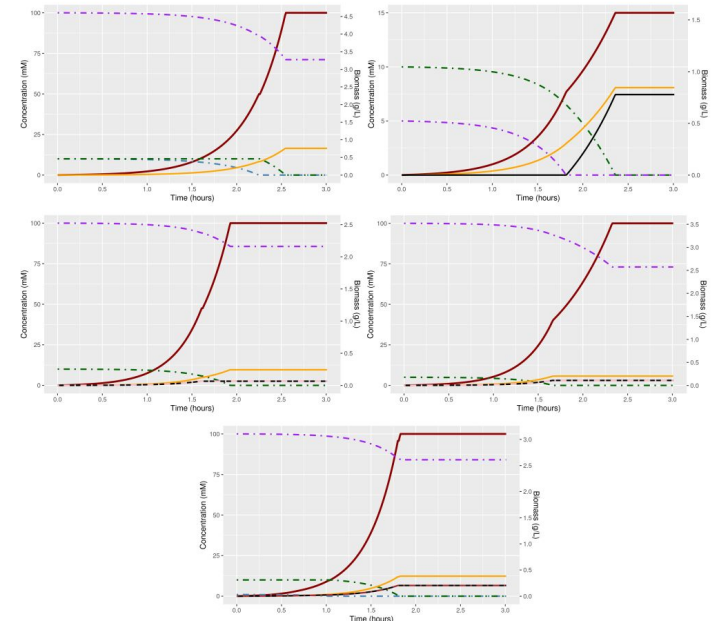
**~2.9x10¹² potential
Boolean networks**



5 simulated experiments

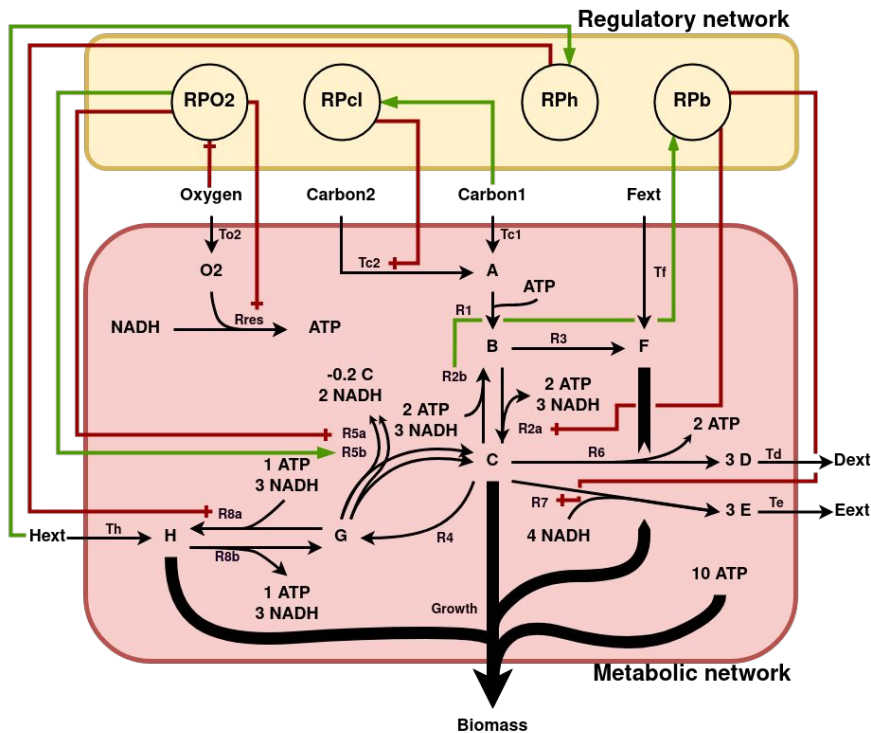
Provided by literature¹

d-rFBA - made with FlexFlux



¹ M. W. Covert et al., **Journal of theoretical biology**, 2001

MERRIN validation



Gold standard is in the set of inferred models

MERRIN validation

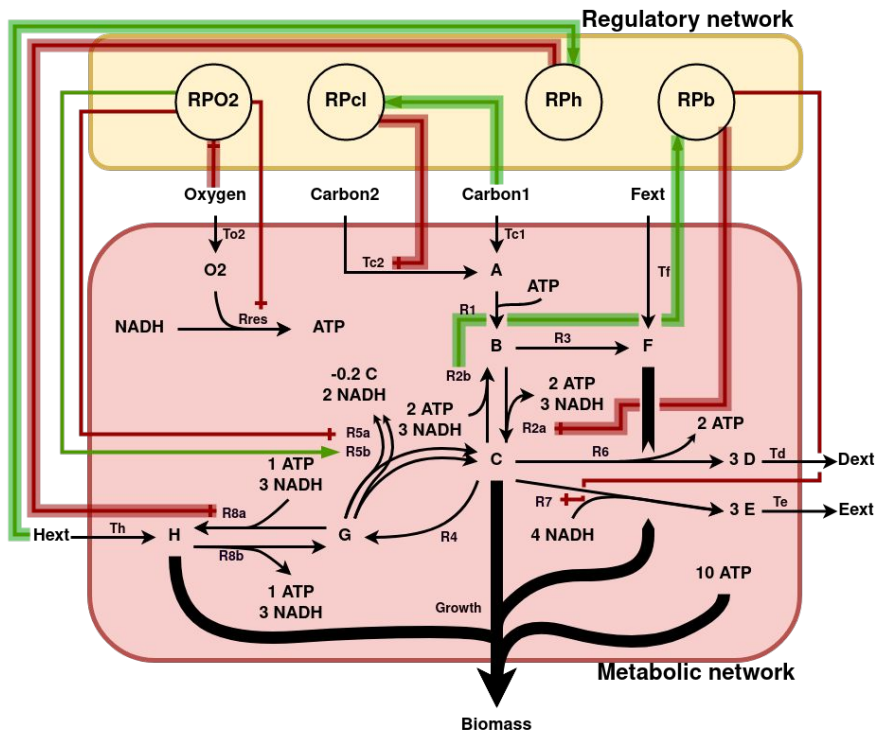
Focus on smallest BNs

1 smallest BN

Computation time: $\sim 7s$

Subset of gold standard BN

Precision: 1.0 / Recall: 0.64



MERRIN validation

Focus on smallest BNs

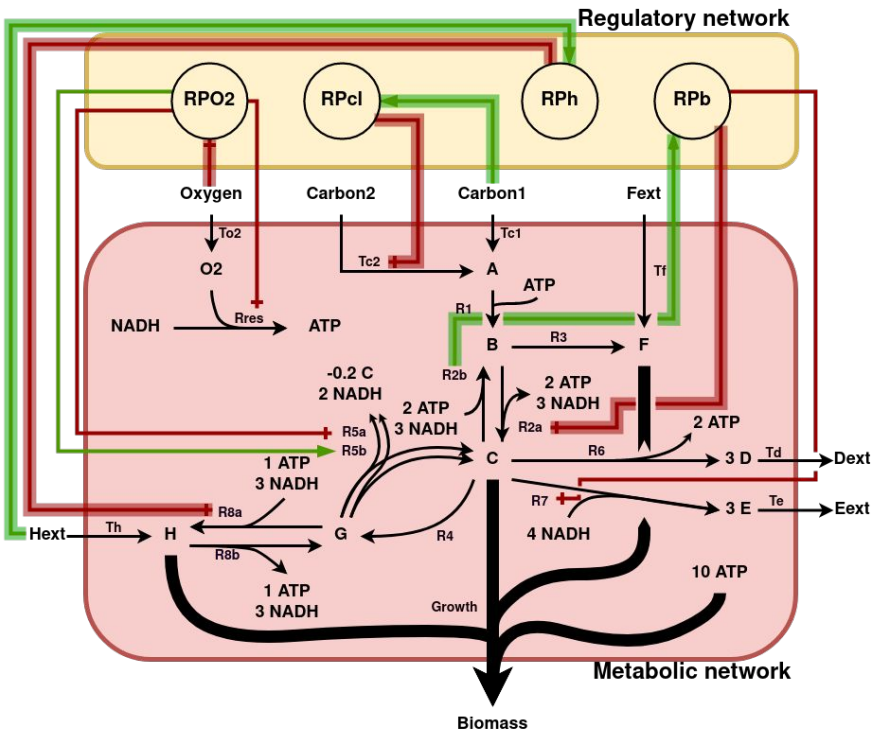
1 smallest BN

Computation time: ~7s

Subset of gold standard BN

Precision: 1.0 / Recall: 0.64

Did we fail inferring missing regulations ?



MERRIN validation

Focus on smallest BNs

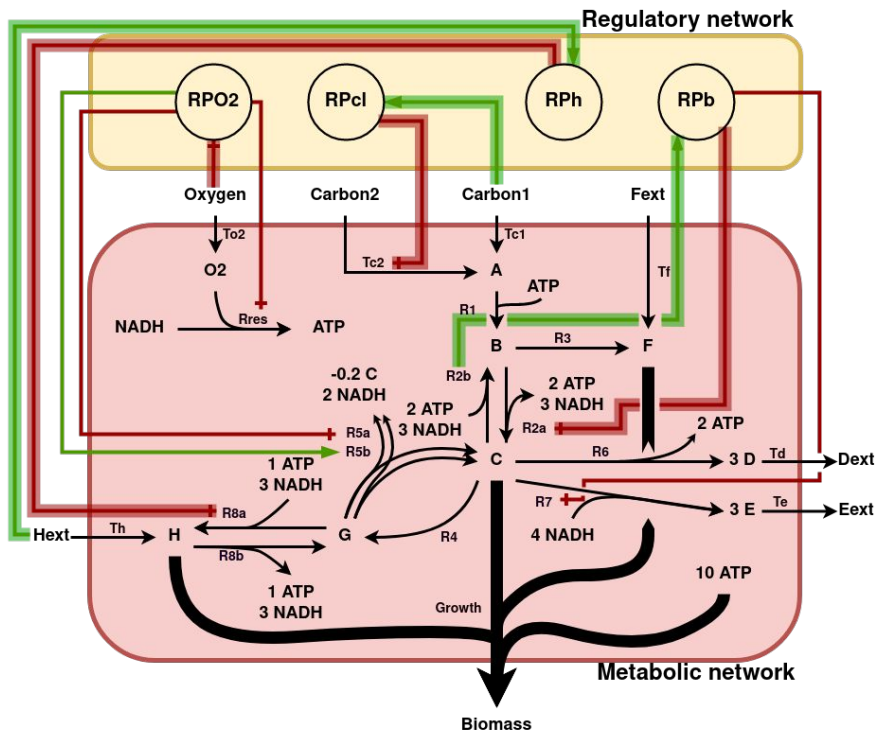
1 smallest BN

Computation time: $\sim 7s$

Subset of gold standard BN

Precision: 1.0 / Recall: 0.64

Reproduce exactly the input time series



MERRIN validation

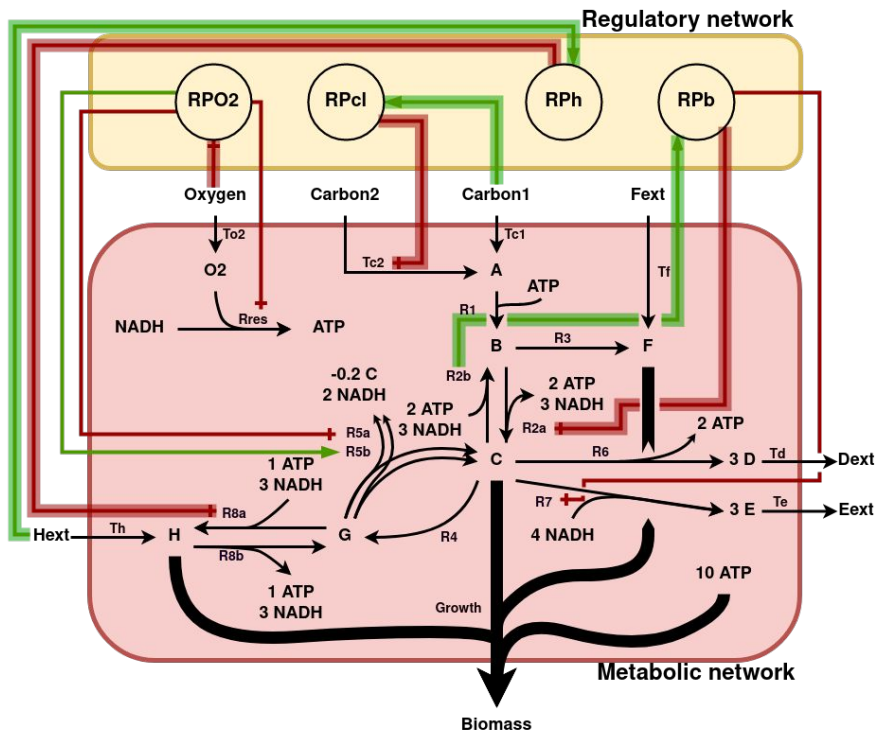
Focus on smallest BNs

1 smallest BN

Computation time: $\sim 7s$

Subset of gold standard BN

Precision: 1.0 / Recall: 0.64



Reproduce exactly the input time series

Unrecovered regulations can be explained

Example Rres:

- Enzyme decay is needed to capture it
- Does not impact rFBA optimum

MERRIN validation

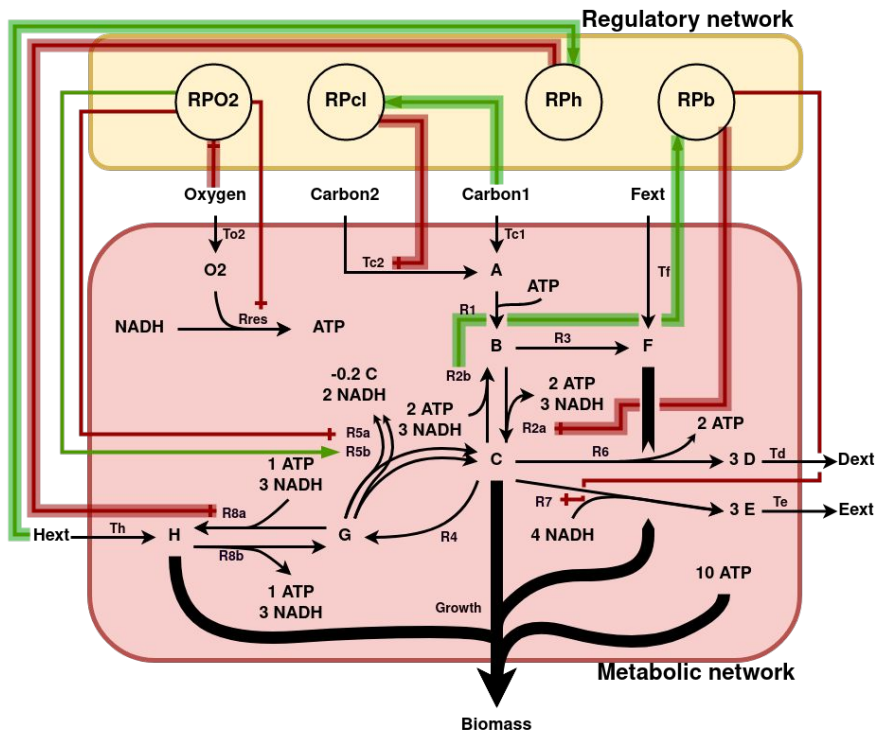
Focus on smallest BNs

1 smallest BN

Computation time: ~7s

Subset of gold standard BN

Precision: 1.0 / Recall: 0.64



Reproduce exactly the input time series

Unrecovered regulations can be explained

Example Rres:

- Enzyme decay is needed to capture it
- Does not impact rFBA optimum

More parsimonious model than gold standard

Application to 3 classes of measures

Observations of the *regulatory* and *metabolic* system activities

→ *Quantitative* and *qualitative* measurements

→ *Simulations* mimicking experimental data

3 data types supported by MERRIN:

Application to 3 classes of measures

Observations of the **regulatory** and **metabolic** system activities

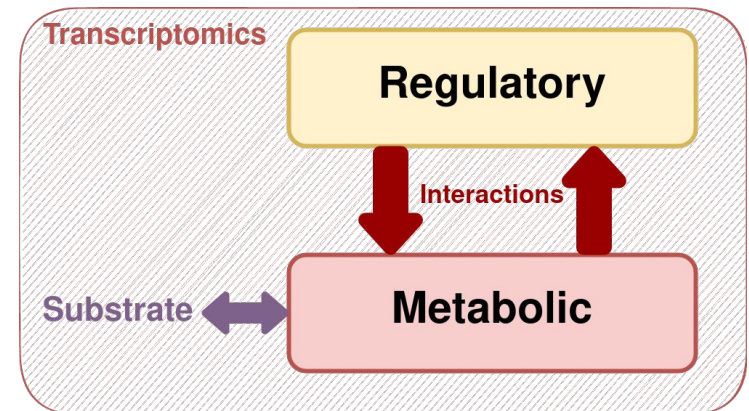
→ **Quantitative** and **qualitative** measurements

→ **Simulations** mimicking experimental data

3 data types supported by MERRIN:

→ **Transcriptomics** (qualitative)

Analysis of the RNA transcripts



Application to 3 classes of measures

Observations of the **regulatory** and **metabolic** system activities

→ **Quantitative** and **qualitative** measurements

→ **Simulations** mimicking experimental data

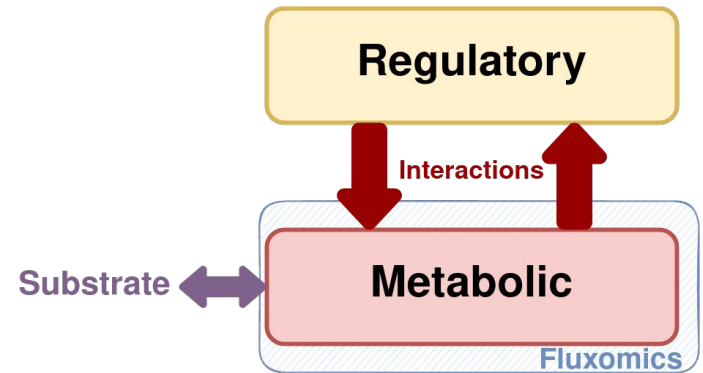
3 data types supported by MERRIN:

→ **Transcriptomics** (qualitative)

Analysis of the RNA transcripts

→ **Fluxomics** (quantitative)

Rates of metabolic reactions



Application to 3 classes of measures

Observations of the **regulatory** and **metabolic** system activities

→ **Quantitative** and **qualitative** measurements

→ **Simulations** mimicking experimental data

3 data types supported by MERRIN:

→ **Transcriptomics** (qualitative)

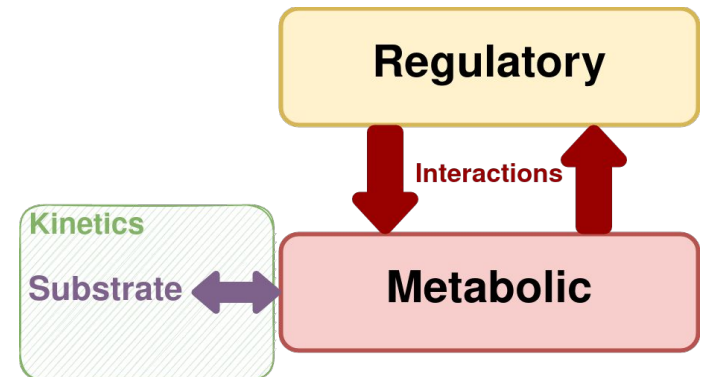
Analysis of the RNA transcripts

→ **Fluxomics** (quantitative)

Rates of metabolic reactions

→ **Kinetics** (quantitative)

Substrate concentrations



Application to 3 classes of measures

Observations of the **regulatory** and **metabolic** system activities

→ **Quantitative** and **qualitative** measurements

→ **Simulations** mimicking experimental data

3 data types supported by MERRIN:

→ **Transcriptomics** (qualitative)

Analysis of the RNA transcripts

→ **Fluxomics** (quantitative)

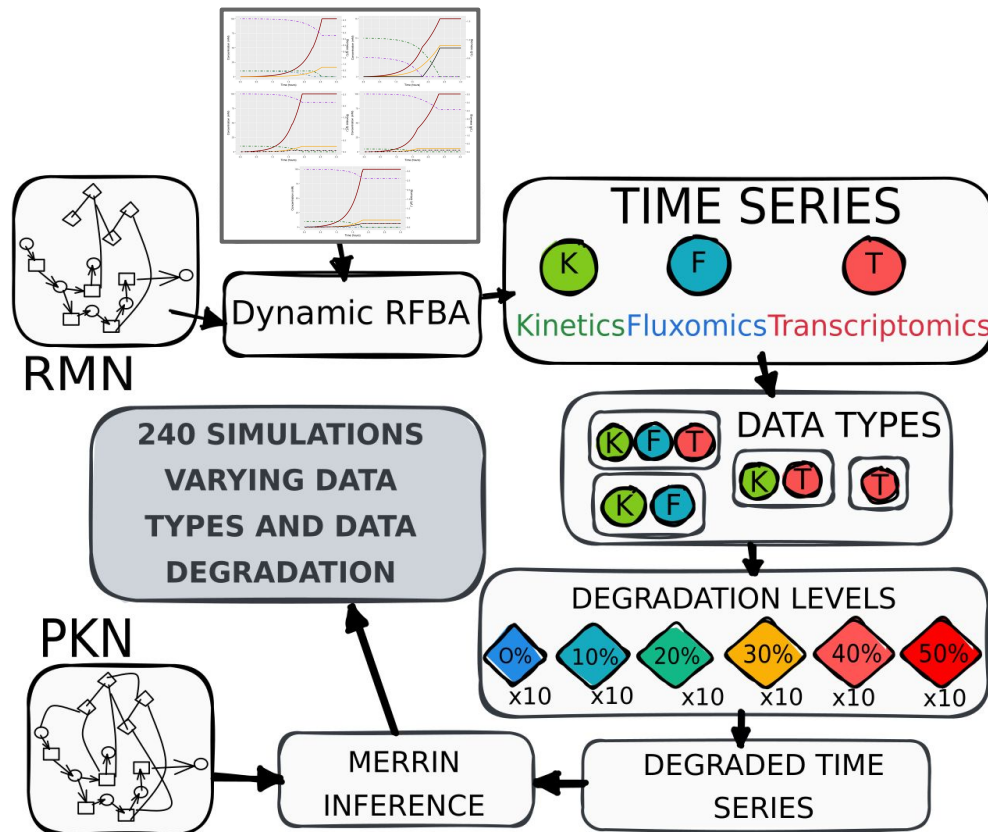
Rates of metabolic reactions

→ **Kinetics** (quantitative)

Substrate concentrations

MERRIN supports any combination of these 3 data types

Benchmark generation



5 simulations¹:

→ Kinetics, fluxomics and transcriptomics

4 data type combinations:

→ Kinetics, fluxomics, transcriptomics
→ Kinetics, fluxomics
→ Kinetics, transcriptomics
→ Transcriptomics

6 noise rates:

→ From **0% to 50%**
→ Missing observations and measures

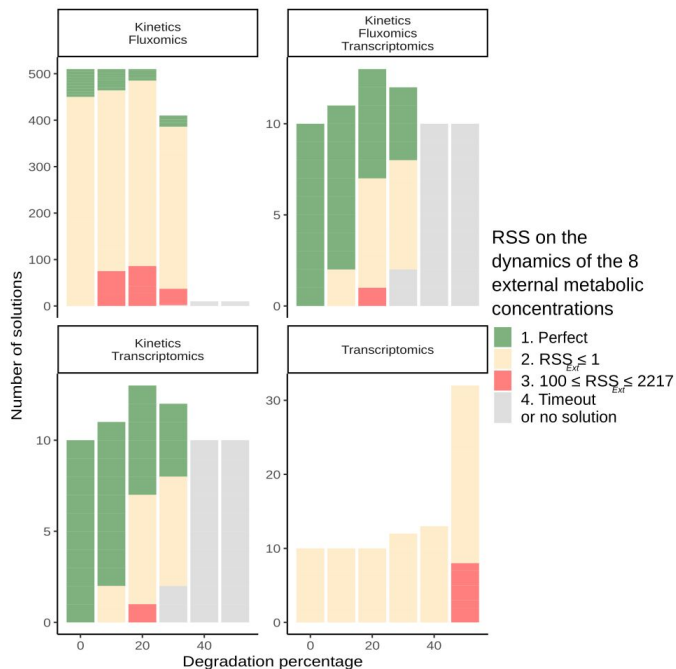
Benchmark of 240 instances

¹ M. W. Covert et al., **Journal of theoretical biology**, 2001

MERRIN robustness testing

Simulation reproducibility

Residual Sum of Squares – RSS



- **Robustness testing on**

→ **noises:** 0% – 50%

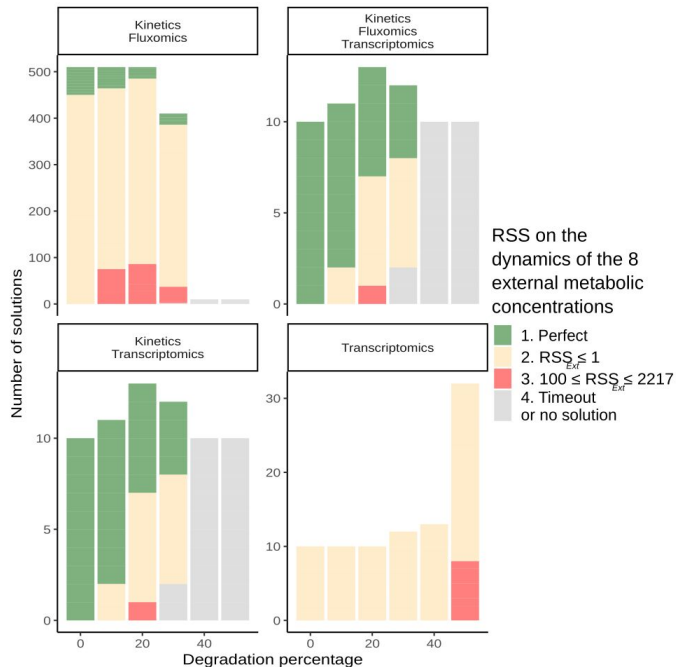
→ **data types:** KFT, KF, KT, T

Average computation time ~25s

MERRIN robustness testing

Simulation reproducibility

Residual Sum of Squares – RSS



- **Robustness testing on**

→ **noises:** 0% – 50%

→ **data types:** KFT, KF, KT, T

- **2 evaluation metrics**

- ***Simulation reproducibility***

Residual Sum of Square — RSS

- ***Regulatory network structure***

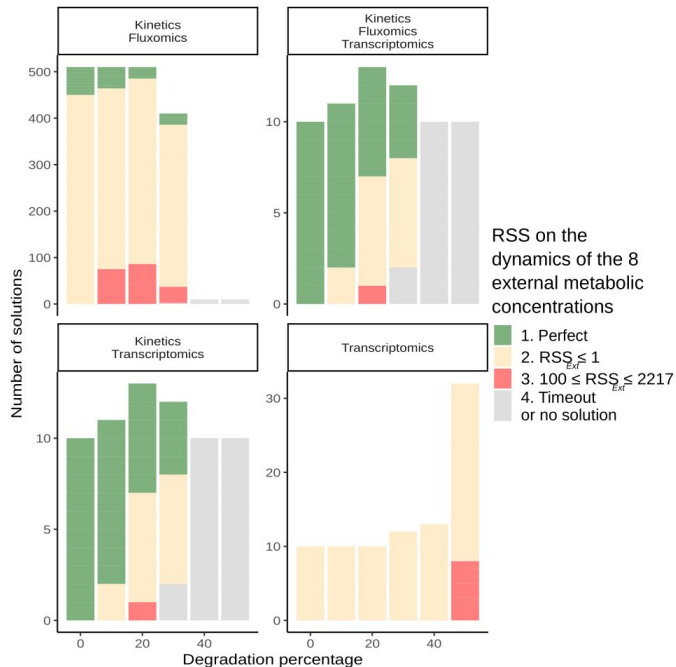
Precision and Recall

Average computation time ~25s

MERRIN robustness testing

Simulation reproducibility

Residual Sum of Squares – RSS



Average computation time ~25s

- **Robustness testing on**

→ *noises*: 0% – 50%

→ *data types*: KFT, KF, KT, T

- **2 evaluation metrics**

- ***Simulation reproducibility***

Residual Sum of Square — RSS

→ *RSS < 1*

- ***Regulatory network structure***

Precision and Recall

→ *Precision = 1 / Recall = 0.64*

MERRIN optimal inputs

At least **transcriptomic** and **kinetic** data
With a **noise** ≤ 20%

Conclusion

Contribution

- **MERRIN¹: inferring regulatory rules from time series**
→ *Hybrid (ASP + LP) resolution*
- **Validation and robustness testing**
→ *Finding a **more parsimonious model** than the gold standard*
→ *Impact of **noise** and **data type** on inferred regulations*

Perspectives

- **Scalability to genome-scale metabolic networks**
→ *rFBA scales well, the **PKN size should be the issue***
→ *Next step: validation on **E.coli core medium-scale** model*
- **Study unrecovered regulations**
→ *Impact of experiments and data types on the inferred regulations*
→ *Extend simulation formalisms with **enzyme amounts** and **synthesis** — r-deFBA²*

¹ Implementation available on <https://github.com/bioasp/merrin/>

² Liu et al., **Journal of Theoretical Biology**, 2020